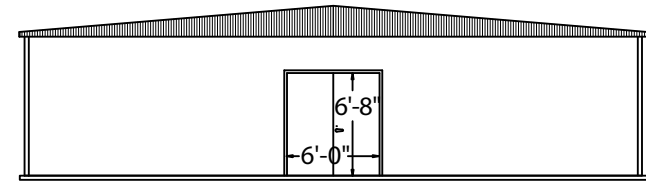
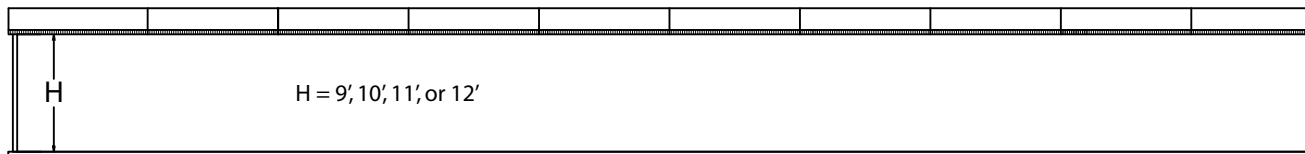
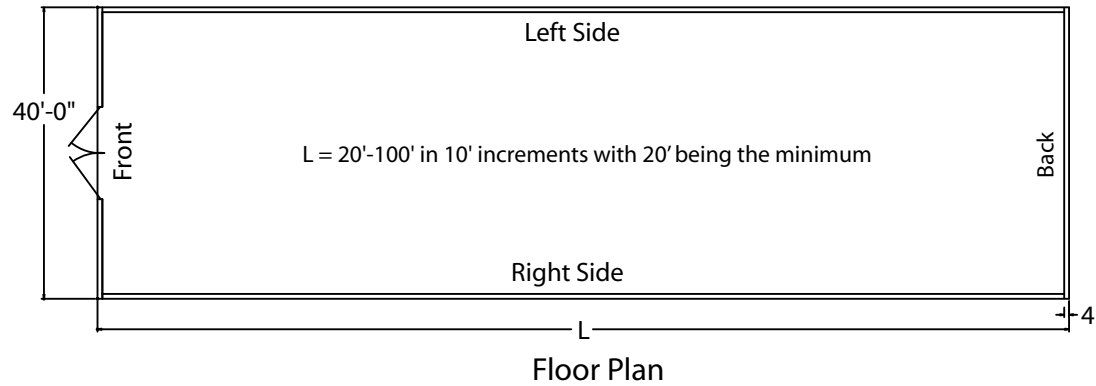


Back

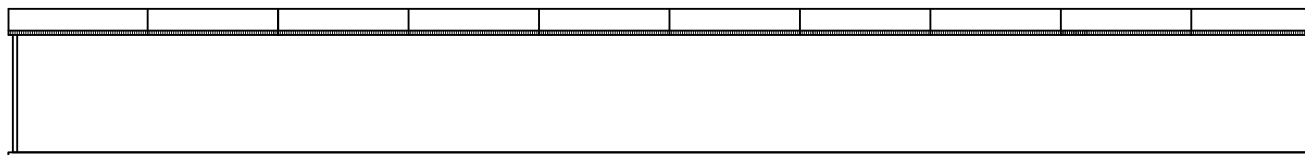


Front

- 1) All required openings for electric, mechanical, louvers, etc. must be sized and located by buyer on this drawing (Opening sizes and locations may have to be altered if they interfere with connections or reinforcing)
- 2) All views are from exterior. Maintain a minimum distance of 9" from the edge of any panel to the edge of any opening
- 3) A signed copy must be returned before building can be released for production



Left Side



Right Side

Exterior Color

- Brick Red
- Other: _____

Exterior Finish

- Easi-Brick™
- Other: _____

Door Color

- Yorktown Brown
- Other: _____

SMITH-MIDLAND®		
<i>EXCELLENCE IN PRECAST CONCRETE</i>		
<small>PO Box 300 • Midland, VA 22728 • (540) 439-3266 • f:(540) 439-1232 • smithmidland.com</small>		
CUSTOMER: _____		
JOB LOCATION: _____		
PRODUCT: 40' x up to 100' EASI-SPAN	DR BY: CHK:	DATE: DATE:
SHEET NO. _____	MAKE _____	JOB NO. _____
OF _____		